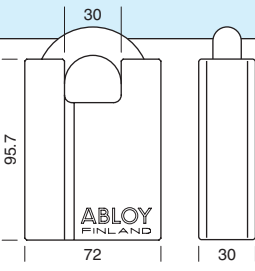
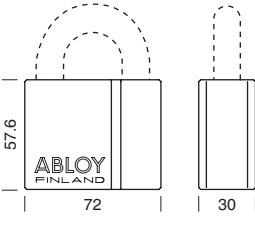
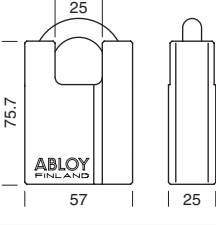
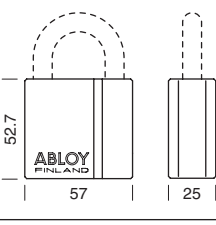
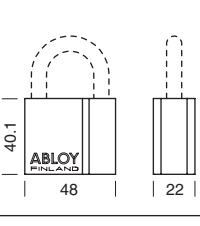
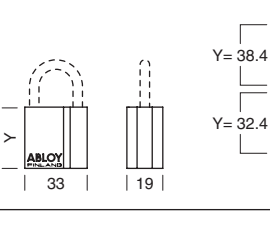
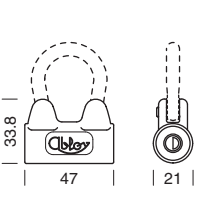




MODEL		BODY		SHACKLE				
NUMBER	GRADE	MATERIAL	FINISH	MATERIAL	FINISH	Ø		
						mm	inches	
	PL362	6	CHS	chrome	CHBS	chrome	15	19/32
	PL350 PL350/50	5 5	CHS	chrome	CHBS	chrome	14 14	35/64 35/64
	PL342	4	CHS	chrome	CHBS	chrome	10	25/64
	PL340 PL340/50 PL341 PL341/50	4 4 3 3	CHS brass	chrome	CHBS	chrome	10 10 10 10	25/64 25/64 25/64 25/64
	PL330 PL330/50 PL330/100	3 3 *)	brass	chrome	CHBS	chrome	8 8 8	5/16 5/16 5/16
	PL321/20 PL321/50 PL320/20 PL320/50	*) *) 2 *)	brass	chrome	stainless steel	chrome	5 5 5 5	13/64 13/64 13/64 13/64
	3020 3021	2 *)	brass	brass	CHS	chrome	7 7	9/32 9/32

*) = not tested

CHS = case-hardened steel

CHBS = case-hardened boron steel

				KEYING					CYLINDER OPTIONS				
				NUMBER OF DISCS	REKEY-ABLE	NON REKEY-ABLE	KEY REMOVABLE		ABLOY® CLASSIC KEY	ABLOY® PROFILE KEY	ABLOY® EXEC KEY	ABLOY® DISKLOCK PRO KEY	ABLOY® PROTEC KEY
mm	inches	mm	inches				IN LOCKED POSITION	BOTH IN LOCKED AND UNLOCKED POSITION					
25	63/64	30	1 11/64	11	●	●	●		●	●	●	●	●
25 50	63/64 1 31/32	31 31	1 7/32 1 7/32	11 11	● ●	● ●	● ●		● ●	● ●	● ●	● ●	● ●
25	63/64	25	63/64	11	●	●	●		●	●	●	●	●
25 50 25 50	63/64 1 31/32 63/64 1 31/32	28 28 28 28	1 3/32 1 3/32 1 3/32 1 3/32	11 11 11 11	● ● ● ●	● ● ● ●	● ● ● ●		● ● ● ●	● ● ● ●	● ● ● ●	● ● ● ●	● ● ● ●
25 50 100	63/64 1 31/32 3 30/32	25 25 25	63/64 63/64 63/64	11 11 11	● ● ●	● ● ●	● ● ●		● ● ●	● ● ●	● ● ●		● ●
20 50 20 50	25/32 1 31/32 25/32 1 31/32	18 18 18 18	45/64 45/64 45/64 45/64	11 11 9 9		● ● ● ●	● ● ● ●		● ● ● ●	● ● ● ●	● ●		● ●
35 76	1 3/8 3	26 33	1 1/32 1 5/16	11 11		● ●		● ●	● ●				